

## Copyright Notice

© 2009 A Vecchioni

All materials contained in this document are protected by United States copyright law and may not be reproduced, distributed, transmitted, published or broadcast without the prior written permission of the owner. **(Unless you're just sharin' it with friends, which you're welcome to do 'til your fingers turn blue from hitting the send button.)**

Brought to you by:

Spaghetti Box Kids

[spaghetiboxkids.com](http://spaghetiboxkids.com)



# Spaghetti Box Kids Puppets



# Instructions

## How to Make Spaghetti Box Kids Puppets

Cut out Spaghetti Box Kids Puppets.  
Tape a spaghetti stick to back of each puppet.  
(Do not use "thin" or "angel hair" spaghetti. )

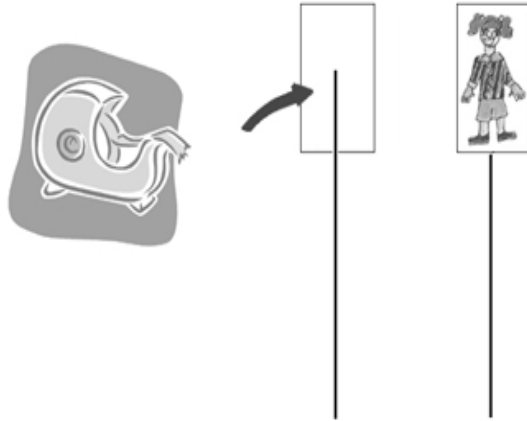


figure 1

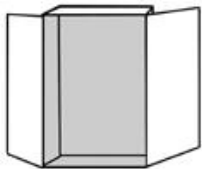


figure 2

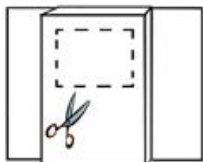


figure 3

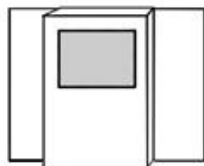


figure 4

## How to Make Spaghetti Box Theater

Make cuts in the shape of a capital 'I' in the back of a spaghetti or mostaccioli box. (figure 1) Fold the two halves outward like wings. (figure 2) Now cut an opening on the front of the box big enough for two figures to occupy the space. (figure 3) Now you have a spaghetti box theater. (figure 4)

## Where do I put the Theater?

Just place or tape the box to the edge of your kitchen table and get started. (figure 5) (*Two people sit together and make a performance--one puppet per person.*)

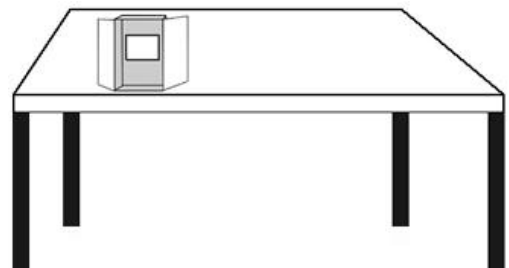


figure 5

OR

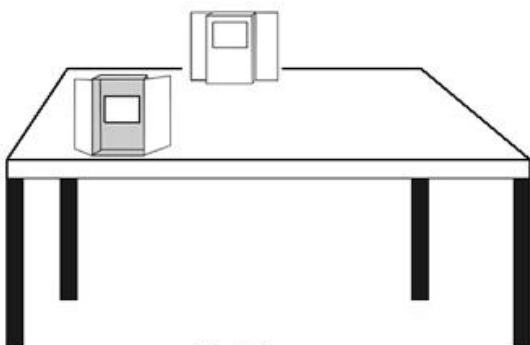


figure 6

You can place a theater on opposite ends of a table. (figure 6) (*Dialog takes place with each person in a separate theater--facing one another.*)

## Stage Notes

Spaghetti Box Theater works very well with three or more people. This allows two people to perform (which makes for easy dialog) while also providing an audience.

Give your child a chance to be on both sides of the performance (spectator and performer).

If you are limited to two people—you and your child, then explore the following: one performer & one audience member OR/ two performers in separate theaters having a dialog (think of the two separate theaters as houses or castles) OR/ two performers without an audience (call it "rehearsal" if you like).

Give thought to the *content* in advance so you don't come to the activity empty handed. You don't need a script. Just have some good, broad concepts that can be put into play.

### Story idea:

A fun strategy is to enter the half-way point of a classic story and take matters in your own direction. For example, begin with the 'Magic Fish' story when the main character is about to make his third wish. Just then he bumps into Character B (your child). Character A tells of the very silly wishes he has already made (lots of questions will follow) and looks to be on the verge of repeating his mistake. Together the characters try to resolve the dilemma of the third wish. This theme can be played over and over with fresh results every time.



### More story ideas:

- Character A has lost her\_\_\_\_\_. The two characters discuss and explore places the item might be.
- Character A has found a(n) \_\_\_\_\_ and doesn't know what to do with it. The two characters explore the possibilities.
- Character A has a new \_\_\_\_\_and insists on showing it off. Character B grows tired of this behavior and looks for new friends. Now character A must decide—what's more important, friends or things?
- Character A borrowed\_\_\_\_\_from Character B and keeps forgetting to return it. Now Character A wants to borrow something else—it's URGENT! What will character B do?
- Character A notices a new person in her class who could use a friend. The only trouble is, the new person is extremely shy. Can Character A help her overcome her shyness?
- Character A thinks she's in love with the Prince of Venice who she has never even met. Can character B talk her down to earth?
- Character A says her father is an astronaut. Character B finds out this isn't true. Character B tries to help Character A understand that she doesn't need to exaggerate to make friends.
- Character A is saving all her money to buy a magic wand. She makes fantastic claims about the wand's powers, including the fact that it will turn pebbles into candy. Character B tries to talk sense into her.
- Character A can't stop talking about herself. That's all she ever wants to talk about. Every time she asks a question, she answers it herself. What will Character B do about it?



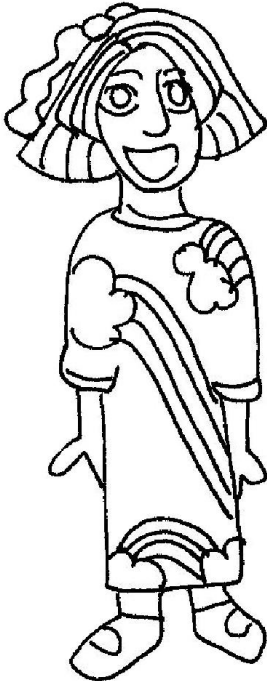


Best of Luck!

# Coloring Book Spaghetti Box Kids Puppets

When you're finished coloring these figures, use a photocopier to reduce them to proper size for Spaghetti Box Theater-- copy twice: once at 62%, then then again at 62% (or just copy once at 38% if copier setting goes that low). If you do not have access to a copy machine, an actual size set of these puppets is included. The actual size puppets will be more challenging to color, but fun nonetheless.



Coloring Book Spaghetti Box Kids Puppets



# Coloring Book Spaghetti Box Kids Puppets

(. . .Actual Size)

